



GENERAL PRACTICE ALERT STATE SITREP | 23.08.2024

LANCASHIRE & CUMBRIA DATA

GPAS STATUS

OPEL CONVERSION

CLINICAL ACTIVITY

RETURN RATE

OPEL

2

26/1000

39%

IMPORTANT FIGURES

245,408

MIN NUMBER OF PATIENTS COVERED BY AMBER + PRACTICES (1)

295,293

INDICATIVE NUMBER OF PATIENT CONTACTS IN GENERAL PRACTICE THIS WEEK (2)

LOCALITY DATA

	GPAS STATUS	OPEL STATUS	CLINICAL ACTIVITY	RETURN RATES
--	-------------	-------------	-------------------	--------------

Blackpool



3

16/1000

44%

Fylde & Wyre



2

36/1000

67%

Morecambe Bay



3


21/1000

42%

West Lancs

Insufficient responses

Greater Preston



1

31/1000

41%

Chorley & S. Ribble

Insufficient responses

East Lancs

Insufficient responses

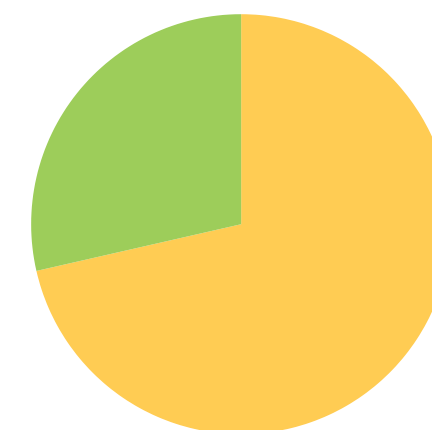
Blackburn W/Darwen

Insufficient responses

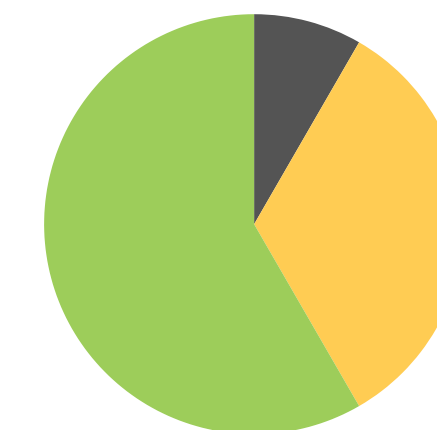
North Cumbria

Insufficient responses

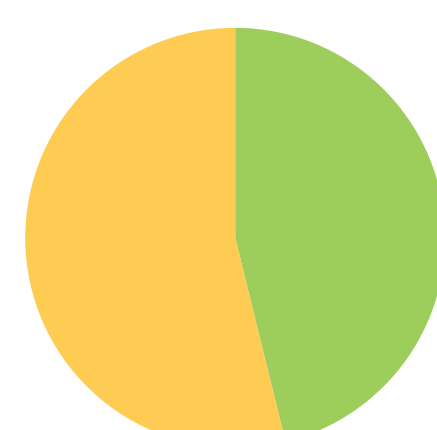
Blackpool




Fylde & Wyre



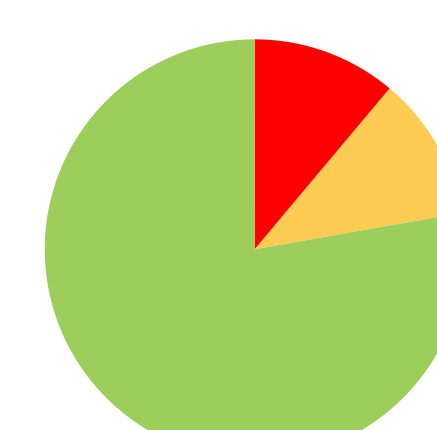
Morecambe Bay




West Lancs




Greater Preston




Chorley & S. Ribble




East Lancs



Blackburn W/Darwen



North Cumbria



A SELECTION OF THIS WEEK'S PRACTICE COMMENTS

Nurse off long time sick, GP on extended 9 month phased return, reduced appts, GP on mat leave.

Very tight for admin teams currently with sickness and leave.

GPAS CHANGE SINCE LAST SITREP

	Last Week	This Week	Trend	Note
Blackpool				
Fylde & Wyre			↓	OPEL 3 to OPEL 2
Morecambe Bay				
West Lancs		Insufficient responses		
Greater Preston			↓	OPEL 2 to OPEL 1
Chorley & S. Ribble	Insufficient responses			
East Lancs		Insufficient responses		
Blackburn W/Darwen	Insufficient responses			
North Cumbria		Insufficient responses		

A QUICK GUIDE TO THE GPAS STATES

- BLACK** Practice will fail within one month. Urgent system intervention required.
- RED** Sustainable in the short term. Needs system support.
- AMBER** Sustainable in the medium term (6 months max). Probably needs system support.
- GREEN** Fully Sustainable.

LMC NOTE:

Please continue to share your data with us so that we can ensure the system is aware of any capacity and demand concerns pertaining to General Practice.

(1) This figure is accurate and is the sum of the list sizes submitting from those Practices registering as amber, Red and Black
 (2) This figure is approximate and calculated by using the clinical activity figure for Lancashire & Cumbria multiplied by 5